

**Objectives and investment policy**

**Objectives**

The objective of the fund is to generate absolute returns. The share class is accumulating.

**Investment policy**

The fund mainly invests in long and short positions in bonds and other debt instruments listed or traded on a recognized market and are issued by credit institutions and governments in OECD countries. The fund utilises to a large extent financial derivative instruments and leverage for risk taking or hedging purposes. The gross exposure is capped at 150 times the value of net assets. The investment strategy is active. This means that there may be significant differences in the return relative to the alternative investment fund's target. The fund is categorised as article 8 under SFDR and promotes environmental and/or social characteristics, as well as good governance practices, through screening, exclusions, investment analysis and decision-making as well as active ownership. The fund follows Danske Invest's responsible investment policy. Fund shares can normally be redeemed on banking days. Recommendation: This alternative investment fund may not be appropriate for investors who plan to withdraw their money within 3 years.

**Awards**



**Manager**



**Name:**  
Michael Petry  
Danske Bank Asset Management  
**Title:**  
Chief Portfolio Manager  
**Background:**  
HD (Finansiering)  
**Years of experience:**  
29

**Basic information**

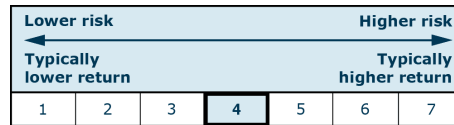
ISIN code	GG00BPMPJS20
Currency	NOK
Net asset value (NAV), 29.04.2024	1,263.18
Minimum initial investment	DKK 10,000
Management fee	0.75%
Sub-fund of	Danske Invest PCC Limited
Fund domicile	Guernsey
Management company	Danske Invest Management A/S

**Charges**

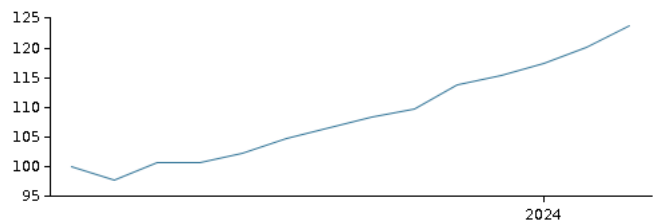
Ongoing charge	0.95%
Max. entry charge	5.00%
Max. exit charge	5.00%
Performance fee: 20% of the outperformance against the hurdle rate.	

**Risk indicator**

The summary risk indicator is a guide to the level of risk of this product compared to other products.




**Return in the period: 10.02.2023 - 27.03.2024**



The default for the chart is the return for the past 5 years as of end of month or, if the fund is less than 5 years old, since launch. Past performance is not a reliable indicator of future results. Future returns may be negative. The return may increase and decrease as a result of currency fluctuations if the fund is issued in a currency other than the currency used in the country in which you are domiciled.

**Drawdown**



Monthly return

	Jan	Feb	Mar	Apr	May	Jun	Jul	Aug	Sep	Oct	Nov	Dec	YTD
2024	1.65	2.40	3.01										7.22
2023			-2.29	3.20	-0.12	1.52	2.46	1.73	1.71	1.21	3.72	1.48	15.48

