

**Objectives and investment policy**

**Objectives**

The target of investment activities is to achieve long-term value increase on the invested assets through active asset management pursuant to the Act on Common Funds and the fund's regulations.

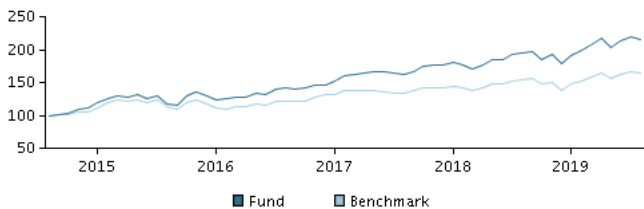
**Investment policy**

The assets are invested globally in publicly traded equities and equity-linked securities of companies that comply with sustainability principles. The fund does not invest in companies whose principal line of business is alcohol, tobacco, gambling, pornography or armaments. The returns on the fund's investments, such as dividends and interest, will be reinvested. The fund's base currency is the euro.

The fund is suitable for investors who wish to invest their assets in the equity markets in accordance with sustainability principles and for investors who seek high returns and asset value increases, while tolerating substantial value fluctuations or even decreases. The fund is suitable as part of a diversified investment portfolio. Investors may subscribe for and redeem fund units on every banking day.

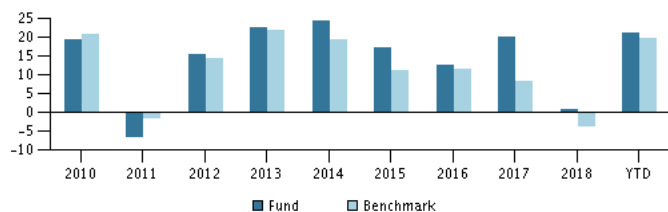
Recommendation: This fund may not be appropriate for investors who plan to withdraw their money within 5 years.

**Return in the period: 29.08.2014 - 30.08.2019**



The default for the chart is the return for the past 5 years as of end of month or, if the fund is less than 5 years old, since launch. Past performance is not a reliable indicator of future results.

**Annual return as of 30.08.2019, %**



**Annual return as of 30.08.2019**

	2014	2015	2016	2017	2018	YTD
Fund, %	24.4	17.2	12.7	20.1	1.0	21.1
Benchmark, %	19.5	11.2	11.6	8.4	-3.9	20.0

**Return as of 30.08.2019**

	1 mth.	3 mth.	1 year	3 years	5 years
Fund, %	-1.7	5.8	10.5	52.1	116.9
Benchmark, %	-1.1	6.1	6.6	35.2	65.6

**Charges**

Ongoing charge	1.40%
Total Expense Ratio (TER)	2.47%
Max. entry charge	2.00%
Max. exit charge	1.00%

Performance fee: Performance-fee 20% of the return that exceeds MSCI World (TR). Performance-fee was 1,07 % in the year 2018.

**Manager**




**Name:**

Team managed (Generation)  
Generation Investment Management

**10 largest holdings as of 30.08.2019**

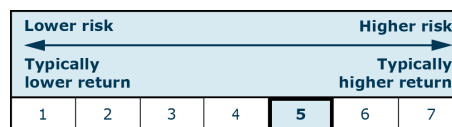
Name of investment/security	Weight
Alphabet Inc C	6.9%
Charles Schwab Corp.	5.2%
Dentsply Sirona Inc	4.4%
Taiwan Semiconductor Manufacturing Co.	3.9%
Deere And Co.	3.8%
Unilever Nv	3.6%
Jones Lang Lasalle Inc.	3.2%
Cognizant Technology Solutions Corp.	3.2%
Henry Schein Inc.	3.1%
Thermo Fisher Scientific Inc	3.1%

**Asset allocation: Regions as of 30.08.2019, %**



**Risk indicator**

The indicator illustrates the typical correlation between the risk and your potential return of the investment.



**Risk key figures for the period 31.08.2016 - 30.08.2019**

Average annual return, %	15.02
Sharpe Ratio	1.27
Volatility	11.27
Tracking Error	3.88
Information Ratio	1.01

**Basic information**

ISIN code	FI0008802921
Benchmark	MSCI World (TR) -indeksi
Website	https://www.danskeinvest.fi
Fund domicile	Finland
Currency	EUR
Total assets, mill., 01.11.2017, EUR	248.8
Net asset value (NAV), 16.09.2019	0.66944
Morningstar Rating™	★★★★★
Morningstar Sustainability Rating	⊕⊕⊕⊕⊕